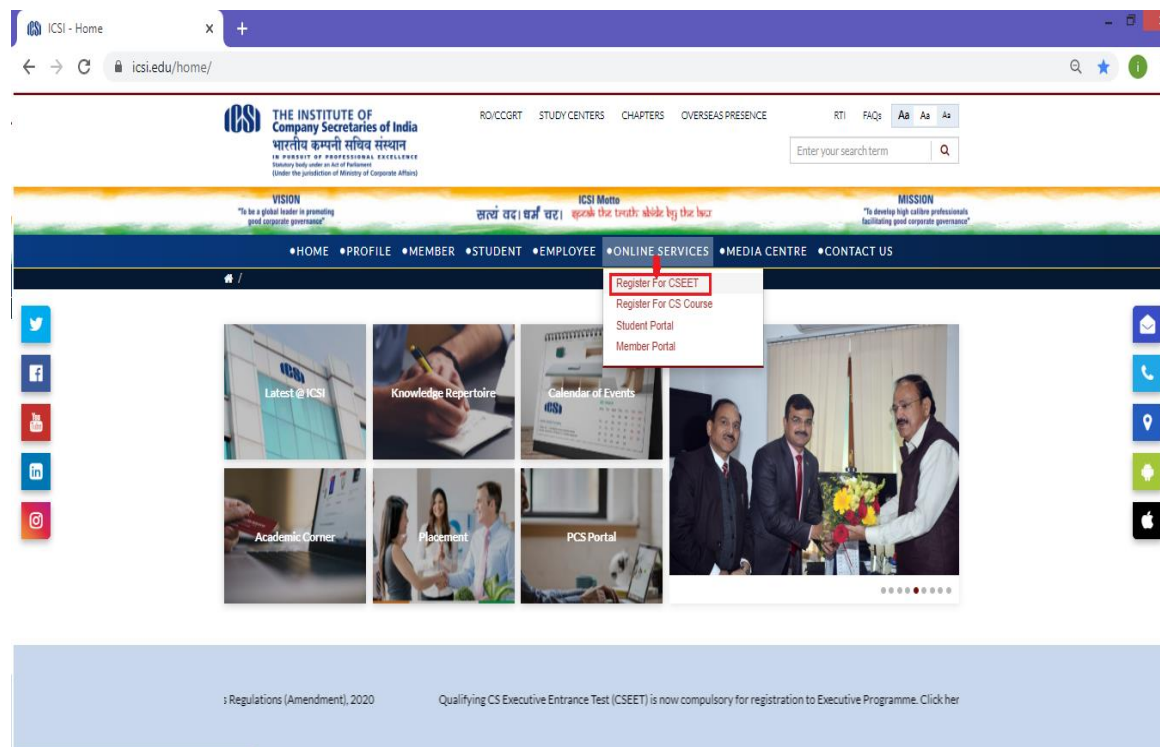


PART- 1 : (B) REGISTRATION TO CSEET (CS EXECUTIVE)ENTRANCE EXAMINATION

How to Register for CSEET Entrance Examination?

The steps for registration for CSEET are as under:

Step 1: In order to Register for “CSEET”, type **www.icsi.edu** in any recommended browser (IE 9, Mozilla 38.0 & above, Chrome 39.0), then click on “Online Services. Click on “ Online Services “ and then click on drop down option “Register for CSEET”.



The screenshot shows the ICSI website homepage. The browser address bar displays 'icsi.edu/home/'. The website header includes the ICSI logo, name in English and Hindi, and navigation links: RO/CCGR, STUDY CENTERS, CHAPTERS, OVERSEAS PRESENCE, RTI, FAQs, and a search bar. A horizontal menu below the header lists: HOME, PROFILE, MEMBER, STUDENT, EMPLOYEE, ONLINE SERVICES, MEDIA CENTRE, and CONTACT US. The 'ONLINE SERVICES' menu is expanded, showing a dropdown with options: Register For CSEET (highlighted with a red box), Register For CS Course, Student Portal, and Member Portal. Below the menu, there are several content tiles: Latest @ ICSI, Knowledge Repertoire, Calendar of Events, Academic Corner, Placement, and PCS Portal. A large photograph on the right shows three men in suits, one presenting a bouquet. At the bottom, a blue banner contains the text: 'Regulations (Amendment), 2020' and 'Qualifying CS Executive Entrance Test (CSEET) is now compulsory for registration to Executive Programme. Click here'.

Step 2: Tick the required boxes and move to “proceed to CSEET registration”. Click the button.

ICSI - Instructions x +

← → ↻ Not secure | smash.icsi.in/Scripts/CSEET/Instructions_CSEET.aspx

THE INSTITUTE OF Company Secretaries of India
भारतीय कम्पनी सचिव संस्थान
IN PURSUIT OF PROFESSIONAL EXCELLENCE
Statutory Body under an Act of Parliament
(Under the jurisdiction of Ministry of Corporate Affairs)

Helpline Number: 0120 - 4522000

HOME CSEET REGISTRATION STUDENT+ COMPLAINT+ COUNSELLOR REGISTRATION+ PRINT RECEIPT ECART+ CS JOURNAL+ HELP+

CSEET Executive Entrance Test (CSEET) Information

Candidates are advised to click on the following link to get details about complete process of online CSEET registration. [Click Here](#)

Attention:-
Before proceeding to CSEET registration form please make sure that you are ready with the softcopy of the documents mentioned on this page.

- Photograph of the candidate
- Signature of the candidate
- DOB Certificate (10th pass certificate)
- Admit Card/ Hall Ticket for 10+2 Examinations (if appearing)
- 10+2 Pass Certificate/ Mark Sheet
- Category Certificate (for availing Fee Concession)
- Identity proof/Adhar card/passport/voter ID (pan card/driving license/ration card)

Guidelines should be followed.
All the files should be present in one of the following formats(jpg, jpeg, png, gif, bmp,pdf).
The maximum allowed file size is 2 MBs.
File size of student photo should be between 20kb to 50kb.
File Size of student signature should be between 10kb to 20kb.

[Proceed To CSEET Registration](#) ← Click here

JOURNALS & BULLETINS | REGULATORY UPDATES | ICSI-CCGRT | HELP DESK | TV & RADIO SPOTS ON CS | TERMS & CONDITIONS | PRIVACY POLICY | CONTACT US

Step 3: Fill Basic Details

ICSI - Registration x +

← → ↻ Not secure | smash.icsi.in/Scripts/CSEET/Registration_CSEET.aspx

THE INSTITUTE OF Company Secretaries of India
भारतीय कम्पनी सचिव संस्थान
IN PURSUIT OF PROFESSIONAL EXCELLENCE
Statutory Body under an Act of Parliament
(Under the jurisdiction of Ministry of Corporate Affairs)

Helpline Number: 0120 - 4522000

HOME CSEET REGISTRATION STUDENT+ COMPLAINT+ COUNSELLOR REGISTRATION+ PRINT RECEIPT ECART+ CS JOURNAL+ HELP+

Registration - incomplete Registration *Mandatory Fields

Basic Information

Qualification *

Adhar Card Number

Title Mr./Ms./Mx/Ms/Ms.

First Name

Middle Name

Last Name

Gender *

Category *

Date of Birth *

Nationality *

Mobile Number *

Re-Enter Mobile Number *

Email Address *

Re-Enter Email Address *

CSEET Exam Center *

Address

Address Line 1 *

Address Line 2

Address Line 3

Country *

State/Province *

District *

City *

Postal Code *

[Next](#) ← Fill the basic details & click on 'Next' button

ICSI - Unique Id Confirmation x +

← → ↻ Not secure | smash.icsi.in/Scripts/CSEET/UniqueIDAcknowledgement.aspx

THE INSTITUTE OF Company Secretaries of India
भारतीय कम्पनी सचिव संस्थान
IN PURSUIT OF PROFESSIONAL EXCELLENCE
Statutory body under an Act of Parliament.
(Under the jurisdiction of Ministry of Corporate Affairs)

Helpline Number: 0120 - 4522000

HOME CSEET REGISTRATION STUDENT+ COMPLAINT+ COUNSELLOR REGISTRATION+ PRINT RECEIPT ECART+ CS JOURNAL+ HELP+

1 Basic Details 2 Fees Details 3 Document Details 4 Preview 5 Payment

Your Unique Request ID is : 111446328

Your request is in progress, and you will receive a confirmation mail/SMS shortly. Please proceed to next pages for registration

Back

Note the Unique Request Id for future reference and Click on 'Next' button

Next

Step 4: Fee Details

ICSI - Registration Other Details x +

← → ↻ Not secure | smash.icsi.in/Scripts/CSEET/Registration_CSEET_Others.aspx

THE INSTITUTE OF Company Secretaries of India
भारतीय कम्पनी सचिव संस्थान
IN PURSUIT OF PROFESSIONAL EXCELLENCE
Statutory body under an Act of Parliament.
(Under the jurisdiction of Ministry of Corporate Affairs)

Helpline Number: 0120 - 4522000

HOME CSEET REGISTRATION STUDENT+ COMPLAINT+ COUNSELLOR REGISTRATION+ PRINT RECEIPT ECART+ CS JOURNAL+ HELP+

1 Basic Details 2 Fees Details 3 Document Details 4 Preview 5 Payment

Payment Amount: 1000

Fee Details

CSEET FEES	1000.00
------------	---------

Back

Click on 'Next'

Next

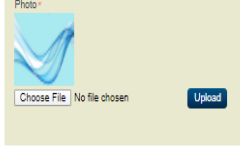
JOURNALS & BULLETINS | REGULATORY UPDATES | ICS-COGR | HELP DESK | TV & RADIO SPOTS ON CS | TERMS & CONDITIONS | PRIVACY POLICY | CONTACT US

Best viewed on screen resolution 1024x768 pixels
Website best viewed in IE9, Mozilla 38.0 and above, Chrome 39.0, Safari 5.0.1

Copyright © 2017. All Rights Reserved. The Institute of Company Secretaries of India. Powered by: ICSI

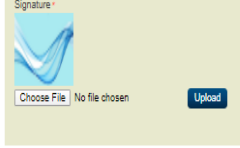
Step 5: Upload Mandatory Documents*

Photo



Choose File No file chosen Upload

Signature



Choose File No file chosen Upload

Document Upload

Qualification Certificate Name: Select Document Semester/Year: -Select- File Path: Choose File No file chosen Upload

Note: Kindly upload domicile certificate at category option to get the benefit of fee waiver scheme applicable to your state/UT

SL NO	DOCUMENT TYPE	SEMESTER/YEAR	UPLOAD DATE	DOWNLOAD	DELETE
1	ID Proof	NA	04-02-2020	Download	Delete
2	DOB Certificate / 10th Certificate	2005	04-02-2020	Download	Delete
3	10+2 Marksheet / Certificate	2018	04-02-2020	Download	Delete
4	Signature	NA	04-02-2020	Download	Delete
5	Photo	NA	04-02-2020	Download	Delete

Undertaking by the Student

1. I hereby declare that the particulars furnished above are true to the best of my knowledge and belief and if at any time it has come to the notice of the institute that the said particulars were untrue, I agree to my registration for appearing in CS Executive Entrance Test (CSEET) being cancelled without any obligation on the part of the institute to refund any fee paid by me to the institute without prejudice to the right of the institute to take any further action as deemed fit and appropriate.
2. I shall conduct myself in a manner befitting the ideals and standards of the profession of Company Secretaries generally and as specified by the Council from time to time and shall abide by bye-laws or other standing orders as may be framed by the Council and made applicable from time to time.

Back
Next

* Please upload .jpg, .png image file only.
 * Please upload .pdf, .doc, .png document only.
 * The size of file to be uploaded should be less than 2 MB.

Upload the mandatory documents and Click on 'Next'

Step 6: Preview Application

ICS - Registration Application Preview | Not secure | smash.icsi.in/Scripts/CSEET/ApplicationPreview_CSEET.aspx

Helpline Number: 0120 - 4522000

HOME CSEET REGISTRATION STUDENT COMPLAINT CONTROLLER REGISTRATION PRINT RECEIPT ECART CS JOURNAL HELP

1. User Details
2. Fee Details
3. Documents Details
4. Photos

General Information

Programme: CSEET EXAM
 Qualification: 10+2 passed
 Adhar Card Number: 123456789
 Pin: 16
 First Name: ABC
 Middle Name:
 Last Name:
 Gender: Female
 Category: Fee waiver Scheme for J & K (UT), Ladakh (UT)
 Date of Birth: 01/01/1992
 Nationality: INSA
 Mobile Number: 91234567890
 Email ID: abc@gmail.com
 CSEET Exam Center: Home
 Payment Amount: 0.00

Address Details

Address Line1: 123
 Address Line2: 456
 Address Line3: 789
 Country: India
 State: Delhi
 District: Centre Delhi
 City: New Delhi
 Postal Code: 110001

Document Upload

SL NO	DOCUMENT TYPE	SEMESTER/YEAR	UPLOAD DATE	DOWNLOAD
1	Photo	NA	4/2/2020 11:42:08 PM	Download
2	Signature	NA	4/2/2020 11:42:18 PM	Download
3	10+2 Marksheet / Certificate	2018	4/2/2020 11:43:19 PM	Download
4	DOB Certificate / 10th Certificate	2005	4/2/2020 11:43:47 PM	Download
5	ID Proof	NA	4/2/2020 11:44:06 PM	Download
6	Category Certificate	NA	4/2/2020 11:44:24 PM	Download

Back
Confirm Application

Preview the application and Click on 'Confirm Application'

Click on "Confirm Application" button after previewing

Step 7: Select Payment Mode and Click on Next Button.

Welcome to Institute of Company Secretaries of India

smash.icsi.in/Scripts/PGIntegration/PaymentReceipt.aspx

THE INSTITUTE OF Company Secretaries of India
भारतीय कम्पनी सचिव संस्थान
IN PURSUIT OF PROFESSIONAL EXCELLENCE
Statutory body under an Act of Parliament
(Under the jurisdiction of Ministry of Corporate Affairs)

Helpline Number: 0120 - 4522000

HOME CSEET REGISTRATION STUDENT+ COMPLAINT+ COUNSELLOR REGISTRATION+ PRINT RECEIPT ECART+ CS JOURNAL+ HELP+

Choose Payment Mode/Gateway

Payment Mode/Gateway*

Please select
Please select
Axis Bank
Billdesk
Challan
Kotak Bank

* Bill Desk provides option to pay using Credit Card, Debit Card, Debit Card + ATM PIN, Internet banking, Wallet, Cash Cards.
* Axis Bank provides option to pay using Debit/Credit Card only.
* Challan can be submitted to any Branch of Canara Bank.

Step 8: Transaction Id Generation- Note transaction Id for future reference.

Welcome to Institute of Company Secretaries of India

smash.icsi.in/scripts/pgintegration/PGReferralPage.aspx

THE INSTITUTE OF Company Secretaries of India
भारतीय कम्पनी सचिव संस्थान
IN PURSUIT OF PROFESSIONAL EXCELLENCE
Statutory body under an Act of Parliament
(Under the jurisdiction of Ministry of Corporate Affairs)

Helpline Number: 0120 - 4522000

HOME CSEET REGISTRATION STUDENT+ COMPLAINT+ COUNSELLOR REGISTRATION+ PRINT RECEIPT ECART+ CS JOURNAL+ HELP+

Your Request id is: 51607272

Your Transaction id is: 6399393

Your Request has been received.
Please note this is for all future communication.
The request id and Transaction id is generated only for control purpose and before actual payment transaction starts.
This does not confirm that payment has been received.
Please print your challan and take to your nearest Canara Bank branch for making payment.
ICSI has no responsibility for delay in payment due to any technical/non technical issues whatsoever.

Payment Type:- CSEET Registration
Name:- XYZ
Mobile Number:- 912345678910
Email Address:- xyz@hotmail.com
Amount:- 1000.00
Payment Mode:- Billdesk

Proceed **Click on Proceed button for make payment.**

JOURNALS & BULLETINS | REGULATORY UPDATES | ICSI-COGR | HELP DESK | TV & RADIO SPOTS ON CS | TERMS & CONDITIONS | PRIVACY POLICY | CONTACT US

Best viewed on screen resolution 1024x768 pixels
Website best viewed in IE9, Mozilla 38.0 and above, Chrome 39.0, Safari 5.0.1

On Successful Payment, You will be registered for CSEET and same will be intimated through email/sms on registered email id/mobile number. You can appear for the CSEET as per the schedule sent through email/sms.